




Powering Canadian communities and our economy

Now's the time, Canada. The oil sands industry is ready to help strengthen our communities and economy when we need it most. Costs are rising, incomes aren't keeping up, and economic uncertainty has families struggling. That's why it's important to keep all sectors of our economy going strong — including our oil sands. Oil Sands Alliance is made up of Canadian Natural, Cenovus, ConocoPhillips Canada, Imperial and Suncor, representing five of Canada's largest oil sands producers.



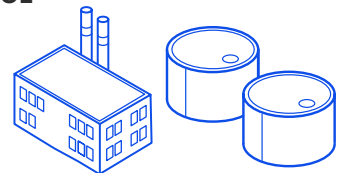
JOB

500,000+

Canadians directly or indirectly employed by the oil and gas industry.¹

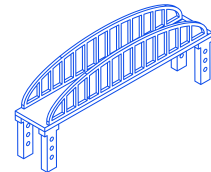
GOVERNMENT REVENUE

Taxes and royalties for federal and provincial governments paid by the oil and gas industry.



\$153.2B

2018–2024²



INFRASTRUCTURE & PROGRAMS

Oil and gas taxes and royalties help fund Canadian roads, bridges, schools and more.



\$1 trillion

Contributed to Canada's economy over the past 25 years by the oil sands.³

¹ "Energy Fact Book 2025-2026." Natural Resources Canada, 2025.

² "Oil and gas extraction revenues, expenses and balance sheet." Statistics Canada, Sept. 29, 2025.

³ Macdonald-Laurier Institute, 2024. (2000-2021 data collected through CAPP; 2021-2024 data from public sources.)



STRENGTHENING REGIONAL COMMUNITIES AND BUSINESSES (2019–2023)⁶

BRITISH COLUMBIA

605 B.C. businesses benefitted from the oil sands.

\$2B spent with B.C. businesses (\$400M annually).

ALBERTA

6,795 Alberta businesses benefitted from the oil sands across 245 municipalities (supply chain with Alberta-based vendors).

\$86B spent with Alberta businesses (\$17B annually).

25% of total spend is to Indigenous-affiliated businesses, amounting to \$21.9B.

PRAIRIES

500 Saskatchewan and Manitoba businesses benefitted from the oil sands.

\$787M spent with Saskatchewan and Manitoba businesses (\$157M annually).

ONTARIO

2nd most benefits received from the oil sands (in terms of expenditures and businesses benefitted) of all Canadian regions, after Alberta.

1,125 Ontario businesses benefitted from the oil sands.

\$10.4B spent with Ontario businesses (\$2B annually).

QUEBEC

220 Quebec businesses benefitted from the oil sands.

\$1.6B spent with Quebec businesses (\$320M annually).

ATLANTIC CANADA

100 Atlantic Canada businesses benefitted from the oil sands.

\$646M spent with Atlantic Canada businesses (\$129M annually).

SUPPORTING CANADIAN BUSINESSES AND COMMUNITIES (2019–2023)⁴

10,500 Canadian businesses benefitted from the oil sands (supply chain with vendors in all Canadian provinces and territories).

\$101.8B spent toward Canadian suppliers by Oil Sands Alliance members.

\$20.3B spent annually on average in Canada's supply chain by Oil Sands Alliance members.

SUPPORTING INDIGENOUS BUSINESSES (2019–2023)⁵

81% increase in spend to Indigenous-affiliated businesses by Oil Sands Alliance members.

\$23.8B in goods purchased from Indigenous-affiliated businesses by Oil Sands Alliance members.

104% average increase in spend per Indigenous-affiliated business (from approximately \$540K in 2019 to \$1.1M by 2023).

⁴⁻⁶ "Driving Economic Growth: A Shared Values Report on Pathways Members' Supply Chain and Community Investment." iTotem for Oil Sands Alliance, 2025.